






HCM/RCM screening within health programme

Participating clubs: see <http://www.pawpeds.com/healthprogrammes/hcmclubs.html>

Visit <http://www.pawpeds.com/healthprogrammes/> for more information

Patient Information		Owner's name Boris Ehret
Cat's registered name Lookmaewdao JB of Spice		Address Kneubühl 3
Registration number SBT 030614 055		Post code/City/State 6208 Oberkirch (LU)
ID number, microchip or tattoo 981100004101655		Country Switzerland
Breed of cat Bengal		Phone (including country code)
<input checked="" type="checkbox"/> Male <input checked="" type="checkbox"/> Not altered <input type="checkbox"/> Female <input type="checkbox"/> Altered		Email b.ehret@bluewin.ch
Born (year-month-day) 2014-03-06		I have read PawPeds' instructions for HCM screening and are aware that I must inform the examiner about my cats health status and if it is on medication. I am aware that the results will be retained for the records of PawPeds. I authorize PawPeds to publicly release all results from this form. Signature  Date 22.8.2017
Sire Erwing de l'Île Fantastique		
Dam Lookmaewdao Winning Mood		
Examination		Examination date (year-month-day) 2017-8-22
Sedated <input type="checkbox"/> Yes, with: <input checked="" type="checkbox"/> No		Examination equipment Vivid 9
On medication <input type="checkbox"/> Yes, with: <input checked="" type="checkbox"/> No		
Weight <u>5,4</u> kg Heart rate <u>144</u> bpm <input type="checkbox"/> Dehydrated <input type="checkbox"/> Pregnant <input type="checkbox"/> Lactating <input type="checkbox"/> Other, describe	Auscultation: <input checked="" type="checkbox"/> Normal <input type="checkbox"/> Gallop <input type="checkbox"/> Murmur, characteristics Grade: I II III IV V VI <input type="checkbox"/> Dynamic <input type="checkbox"/> Static Timing: <input type="checkbox"/> Systolic <input type="checkbox"/> Diastolic <input type="checkbox"/> Both <input type="checkbox"/> Continuous Location: <input type="checkbox"/> Left apex (sternum) <input type="checkbox"/> Left Base <input type="checkbox"/> Other, describe	
IVSd <u>4,2</u> <input type="checkbox"/> cm <input checked="" type="checkbox"/> mm LVIDd <u>21,2</u> LVFWd <u>4,2</u> IVSs <u>6,8</u> LVIDs <u>13,0</u> LVFWs <u>6,6</u> SF <u>39%</u> Ao <u>9,5</u> LA <u>12,7</u> LA/Ao <u>1,34</u>	<input type="checkbox"/> M-mode <input type="checkbox"/> 2-D <input type="checkbox"/> M-mode <input type="checkbox"/> 2-D <input type="checkbox"/> M-mode <input type="checkbox"/> 2-D <input type="checkbox"/> M-mode <input type="checkbox"/> 2-D <input type="checkbox"/> M-mode <input type="checkbox"/> 2-D <input type="checkbox"/> M-mode <input type="checkbox"/> 2-D <input type="checkbox"/> M-mode <input type="checkbox"/> 2-D <input type="checkbox"/> M-mode <input type="checkbox"/> 2-D	Subjective left atrial size <input checked="" type="checkbox"/> Normal <input type="checkbox"/> Mild enlargement <input type="checkbox"/> Moderate enlargement <input type="checkbox"/> Severe enlargement Systolic anterior motion of the mitral valve <input type="checkbox"/> yes <input checked="" type="checkbox"/> no If yes, LV outflow tract flow velocity (Doppler) <u> </u> End-systolic cavity obliteration <input type="checkbox"/> yes <input checked="" type="checkbox"/> no Papillary muscles <input checked="" type="checkbox"/> Normal <input type="checkbox"/> Abnormal, moderate enlargement <input type="checkbox"/> Abnormal, severe enlargement
Assessment (based on phenotype) <input checked="" type="checkbox"/> Normal <input type="checkbox"/> Equivocal <input type="checkbox"/> HCM <input type="checkbox"/> Mild <input type="checkbox"/> Moderate <input type="checkbox"/> Severe <input type="checkbox"/> RCM <input type="checkbox"/> Other, describe		Comments ECG HR 117 bpm; BCS 3/5 Normal systolic and diastolic cardiac function.
Veterinarian		Veterinarian's name, clinic's name and address
PawPeds' examination instructions has been followed Cat's identity verified <input checked="" type="checkbox"/> yes <input type="checkbox"/> no, describe why not Signature  Date 2017-8-22		 KardioVet

For registration of the result, the veterinarian shall send a copy of this form to: Dr. Simone Jenni Dr. med. vet. Resident ECVIM
PawPeds, c/o Olsson, Ångsmyrvägen 1 Bäsna, SE-781 95 BORLÄNGE, Sweden Dr. Sabine Riesen Dr. med. vet. PhD, Dipl. ECVIM